



MAXIMIZE YOUR 3D TOURS TO SHOWCASE YOUR LISTINGS

HOW TO SELL A HOUSE ONLINE

SOLD
RIGHT AWAY

Covid-19 and Real Estate

Due to the Covid-19 Pandemic, RECO has strongly advised against home showings and open houses. This has forced realtors to find alternate ways of face-to-face selling. One of the most popular alternatives being 3D Virtual Tours.



3D MATTERPORT TOURS

Allowing buyers to attend your virtual open house with the click of a button!



Get more buyers to your listings with virtual showings



Secure buyers to your listings




Get your buyers to act with confidence



**Real Estate Listing 3D Matterport
Tour - Sold Right Away - Your Real...**

Matterport's 3D Interactive Tour separates your real estate listing from the...

 Sold Right Away



TAKING YOUR BUYER EXPERIENCE TO THE NEXT LEVEL WITH LOOM

Loom is a video recording tool that helps you get your message across through instantly shareable videos. It is a great platform that will help you maximize your 3D tours to showcase your listings, while providing a high level of service to clients.

LOOM FOR REAL ESTATE – CLICK PLAY!

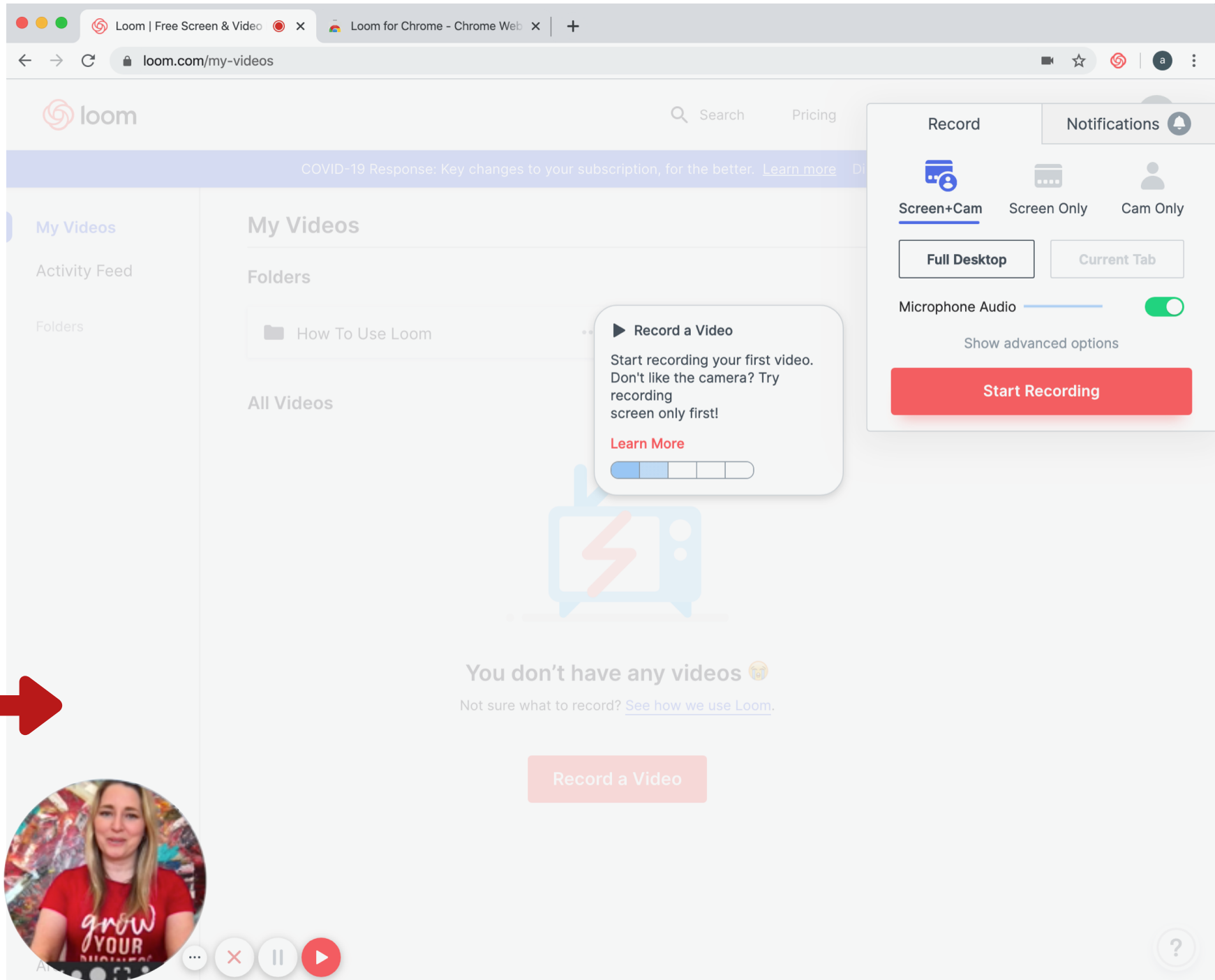
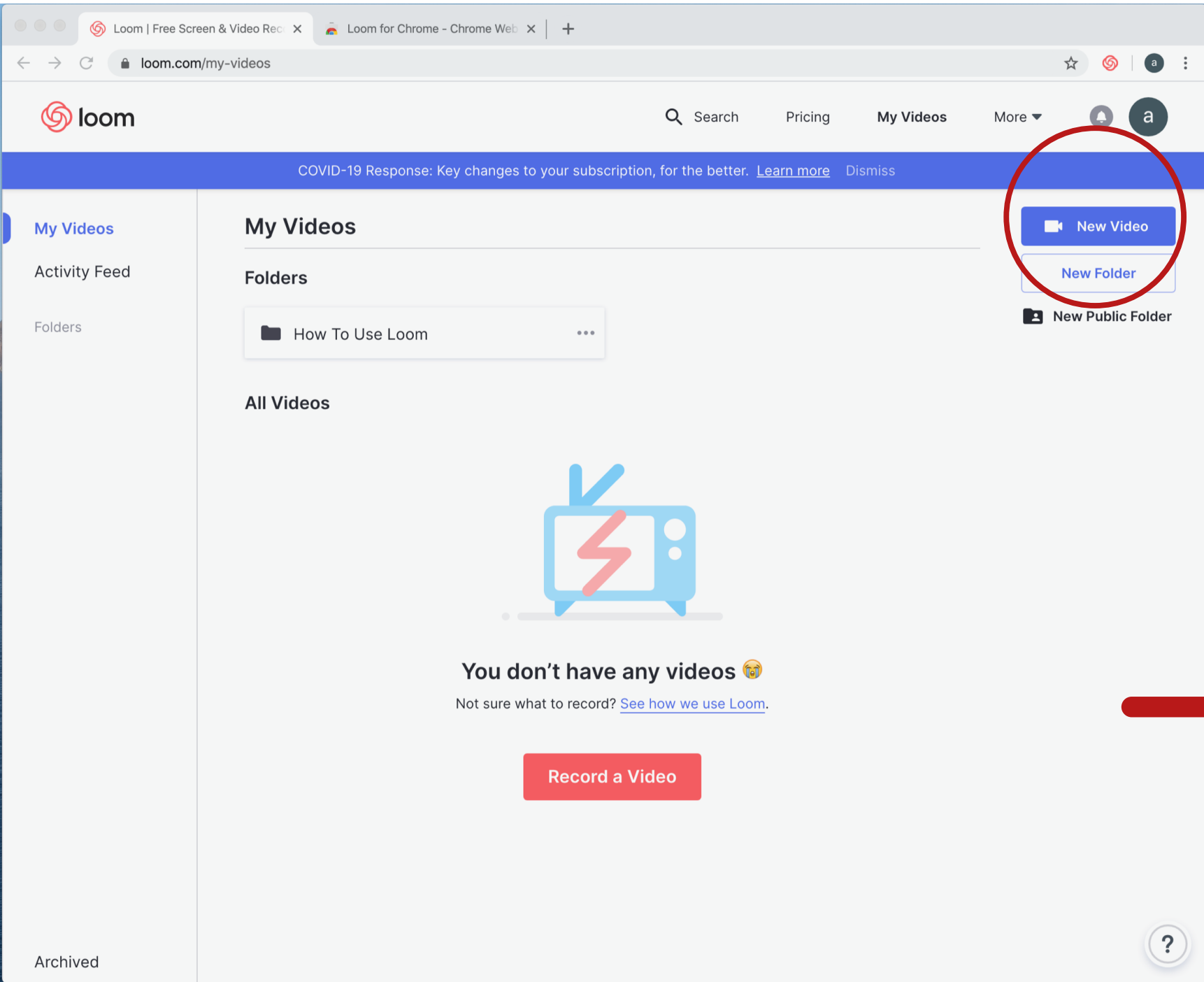
The screenshot shows a web browser window displaying a Matterport 3D tour. The browser's address bar shows the URL: my.matterport.com/models/1phFvCKqB9h?section=media&mediasection=showcase. The page features a navigation menu with options: **MEDIA** (selected), **DETAILS**, **STATISTICS**, and **APPS**. A circular profile picture of a woman with blonde hair wearing a red shirt with the text "grow YOUR BUSINESS" is visible in the top right. Below the navigation menu is a sidebar with icons for **Showcase**, **Photos**, **Videos**, **FloorPlan**, and **MatterPak™**. The main content area displays a 3D rendering of a living room with a fireplace, a large Buddha head artwork, a brown sofa, and a coffee table. The address "41 Luverne Avenue, North York" is overlaid on the image. A large white play button is centered over the 3D view, with the text "Explore 3D Space" below it. At the bottom of the 3D view, it says "POWERED BY Matterport". A "PUBLISH" button is located in the top right corner of the 3D view area. A question mark icon is visible in the bottom right corner of the page.

HOW TO SIGN UP FOR LOOM

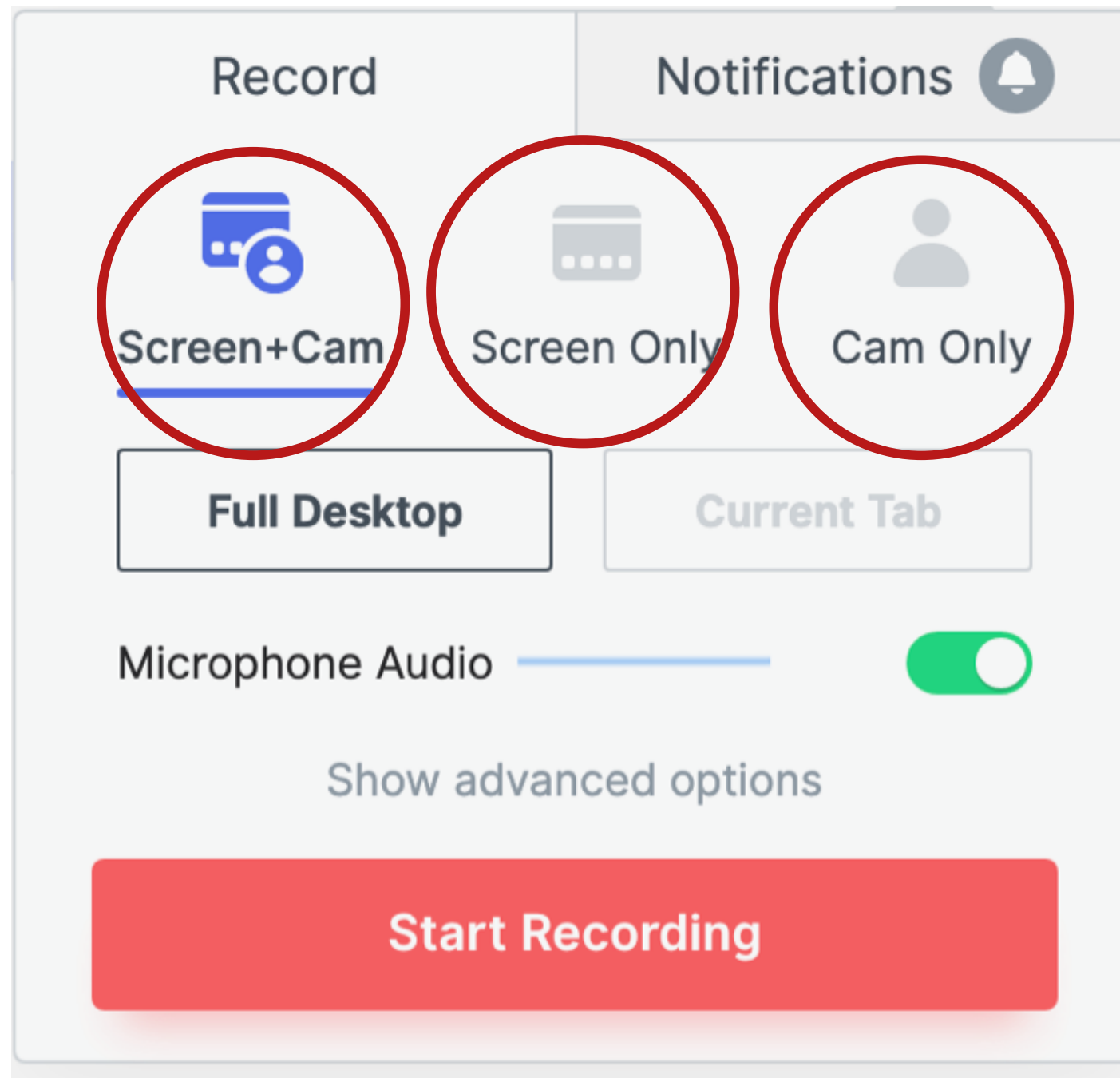
- 1** Go to www.loom.com
- 2** Click "Get Loom For Free" and sign up with your email or Google
- 3** Choose to download the desktop app, or install an extension on your browser (personal preference)



HOW TO RECORD A NEW VIDEO



3 WAYS TO RECORD



1

SCREEN + CAM

This will record both you and your desktop screen

- Best alternative for home showings

2

SCREEN ONLY

This will only record your desktop screen

- Use if you would rather not be on camera

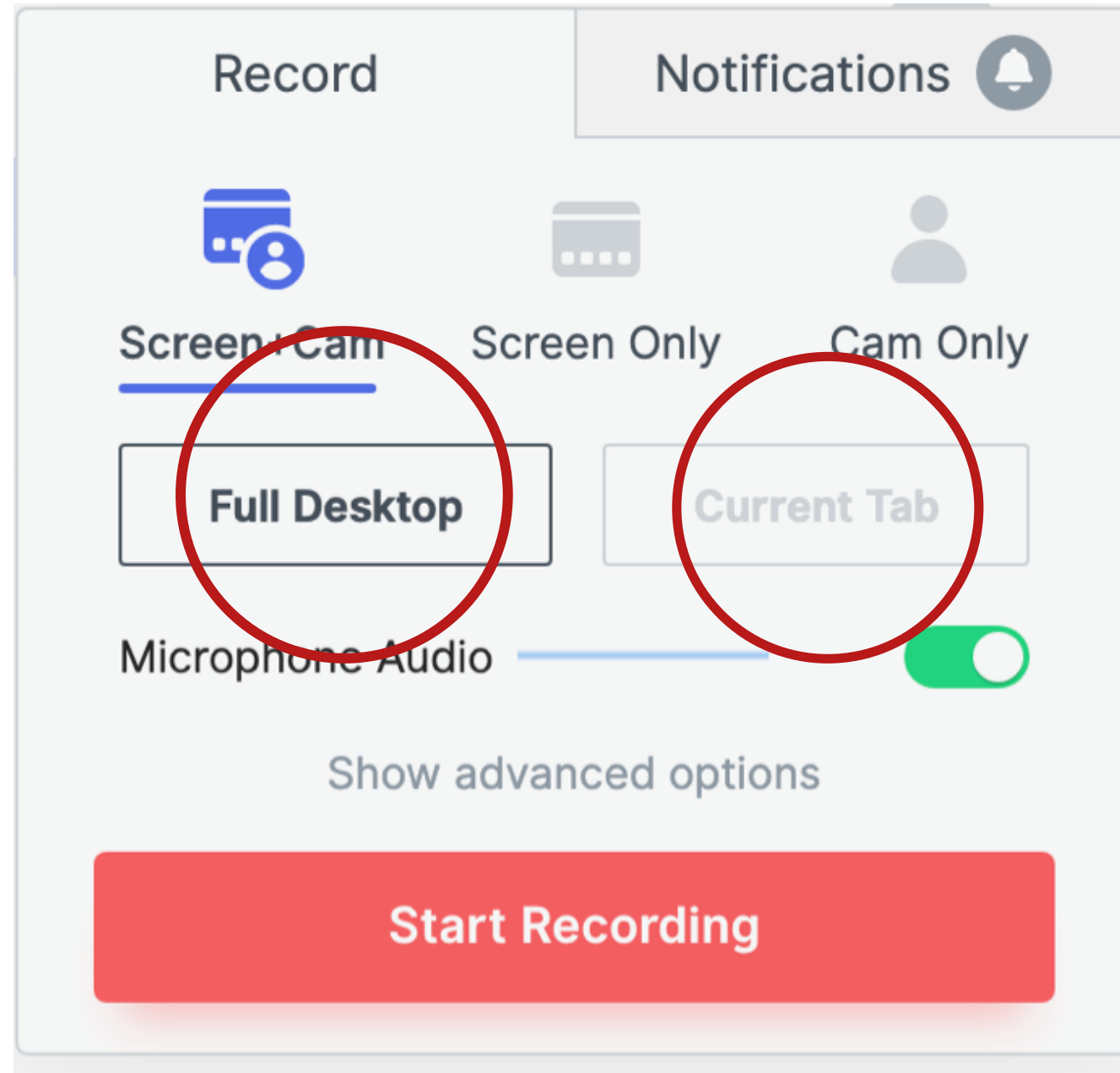
3

CAMERA ONLY

This will only record you

- Use if you would like to send a recording of yourself

SHARE SETTINGS



1

CURRENT TAB

This will record only your browser screen

- Best option for home showings

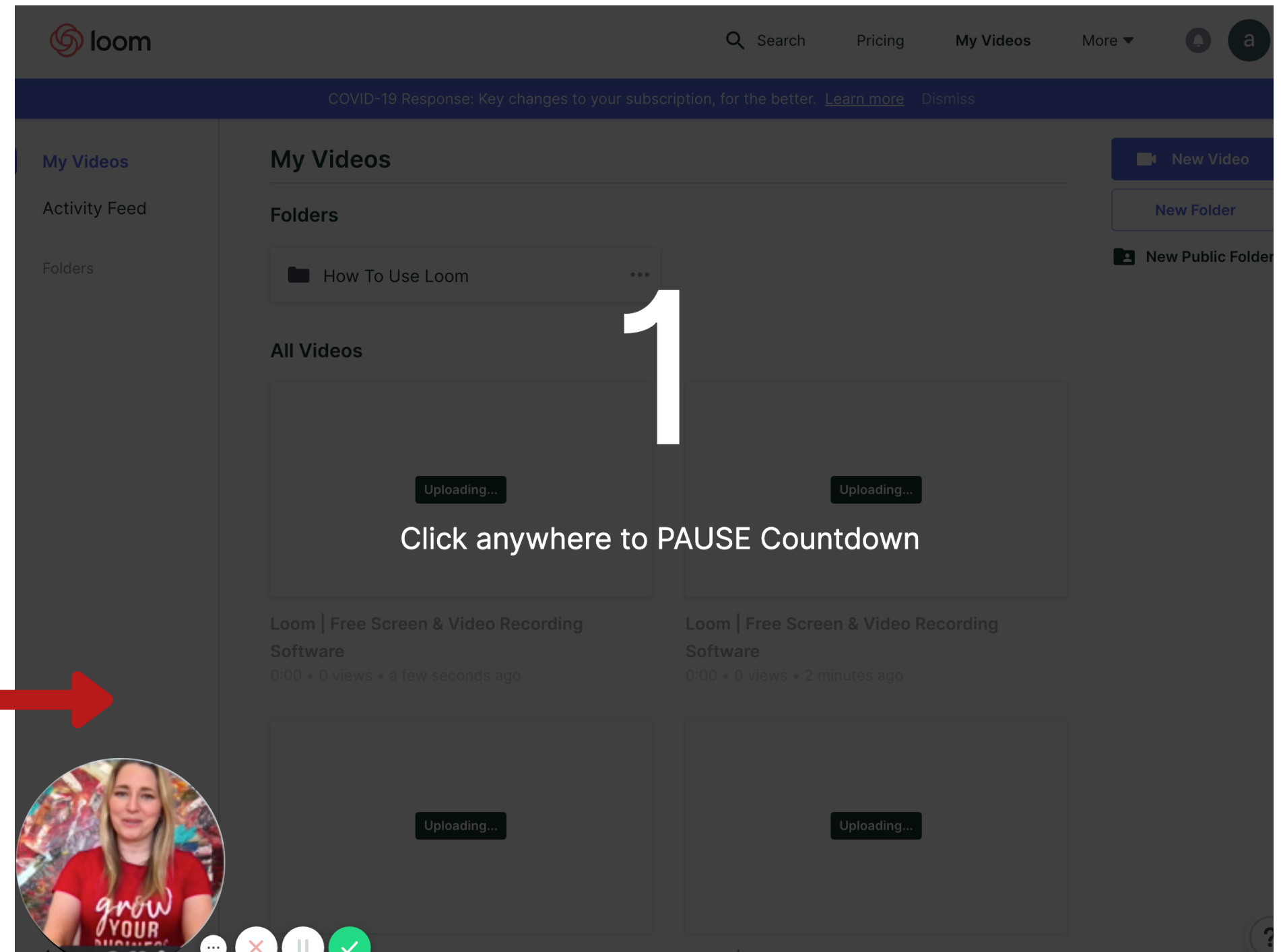
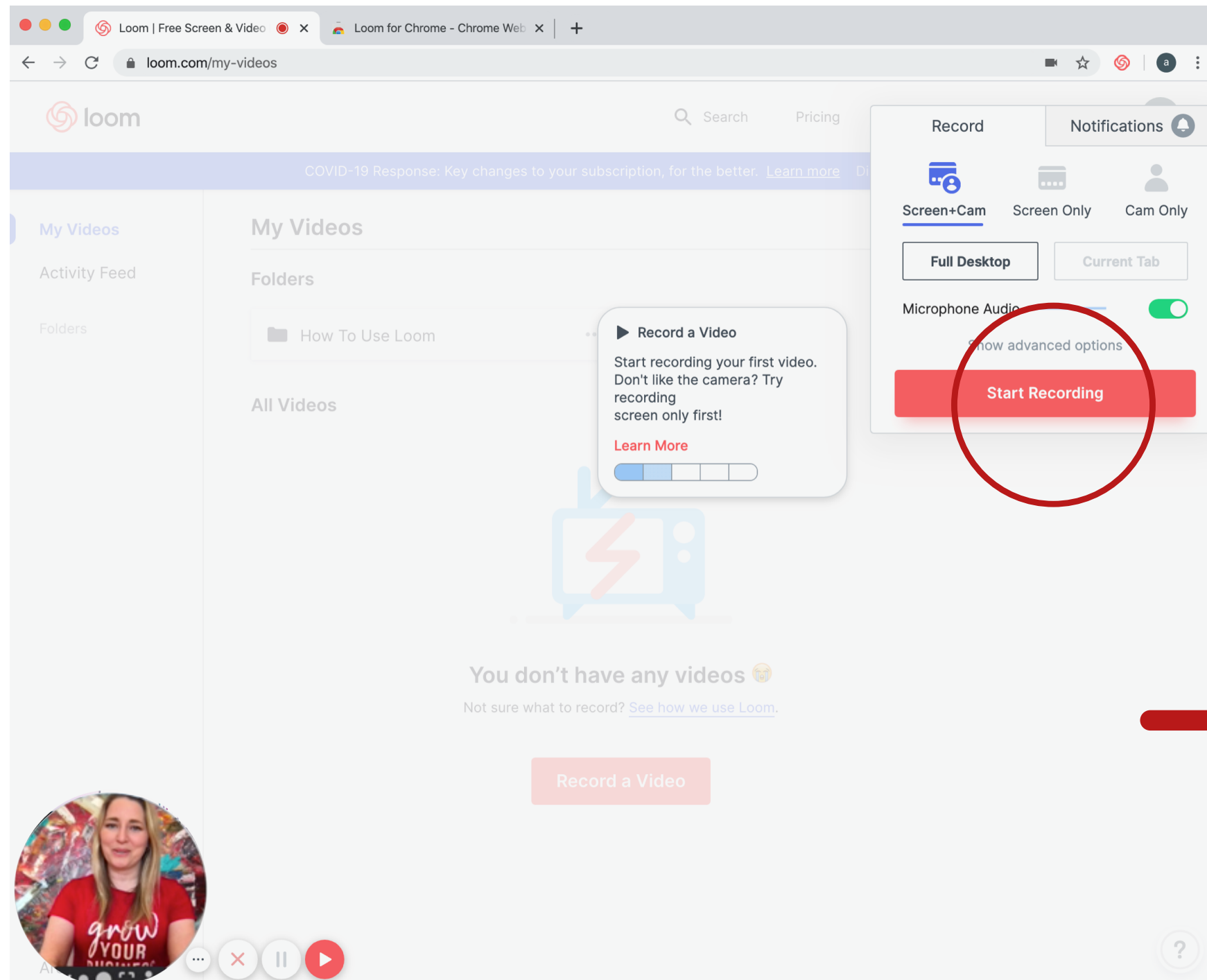
2

FULL DESKTOP

This will record your whole computer screen including your desktop background

START RECORDING

Once you have chosen your recording settings, click "Start Recording"




While Recording

You will see these icons at the bottom left of your screen...


Here's what they mean:



Pause Recording




Play Recording



Cancel Recording



Finish Recording



Sharing your video

There are 3 ways to share your Loom Video:

1

Copy the link & send it out

2

Invite people to watch the video on Loom

3

Download the video to your computer

- Best option for posting directly to social media

The screenshot shows the Loom web interface for sharing a video. The browser address bar displays the URL: `loom.com/share/a3118d0deb1a4cd29f004ea4ccfa27a4`. The main content area features a video player with a play button and a 9-second duration. To the right of the video player is a 'Send Your Video' panel with the following options:

- Copy Link**: A blue button with the text `https://www.loom.com/share/a3118...` above it.
- Privacy**: A dropdown menu currently set to 'Hide'.
- Link Sharing**: A dropdown menu with the text 'Only people with the link can see your video' below it.
- Invite People**: A blue button.
- Add Password**: A blue button.

Below the video player is a toolbar with icons for Settings, Trim, Call-to-action, and Custom Thumbnail. At the bottom of the video player, there is a download icon (a circle with a downward arrow) circled in red. Below the video player, the video title 'Loom | Free Screen & Video Recording Software' is visible, along with the author 'by aoife ghoul' and the date 'April 8, 2020'. The video views are shown as '0 total, 0 unique'. At the bottom of the page, there is a text input field with the placeholder 'Add link to page you recorded on?' and the URL `https://www.loom.com/my-videos`.

**LOOKING FOR
MORE WAYS TO
MARKET YOUR
LISTINGS ONLINE?**



SELLING REAL ESTATE
ONLINE



CONTACT US TODAY!



289.635.2155



info@soldrightaway.com



www.soldrightaway.com